



- Insulation Guard Test Button module
- Connects to KPM161x, KPM163x and KPM165x series
- DIN96 panel mount enclosure

Specifications

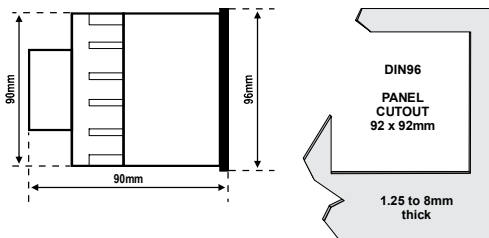
Line Voltage (max):	690VAC
Temperature:	-20 to +55°C
Weight:	0.22kgs
Operating Force:	4N max
Front protection:	IP52
Impact:	IK08

Options

The following dummy Line-Earth fault resistance values are available to match the associated KPM16x series. Required value must be requested at time of order.

Models	Resistance	Use with
TM96A	30kΩ	KPM161x
TM96B	100kΩ	KPM163x
TM96C	1MΩ	KPM163x2 KPM165H
TM96D	40MΩ	KPM165G KPM165L
TM96E	100MΩ	KPM165E KPM165F KPM165N

Dimensions



Unit meets IEC60092-504 and relevant environmental and EMC tests specified in IEC60068/60092 and IEC61000/60533 respectively, to comply with Classification Societies requirements.

Description

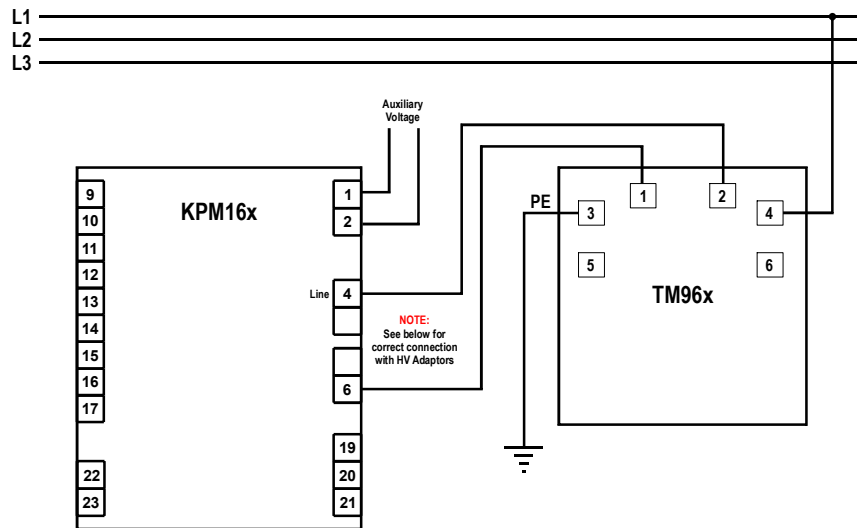
The TM96x series are designed for use in conjunction with KPM16x series.

The device is connected in-line with the KPM16x measuring inputs (see connection diagram below).

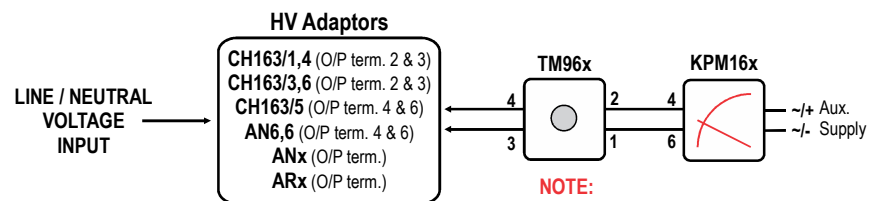
When the TEST button is depressed, system monitoring is interrupted and a dummy line-earth fault is presented to the insulation monitoring device.

Correct operation of the KPM16x is confirmed by the appropriate deflection on the scale, along with expected Warning/Alarm operation where set accordingly.

Connection Diagram



Connection Diagram with HV Adaptors



NOTE:
TM96x must be connected to CH163x, ANx or ARx HV adaptor output terminals.