



Crompton Instruments Analogue Meters

Analogue Instruments

High quality analogue instruments designed to measure an extensive range of electrical and electronic parameters. This comprehensive range offers DIN instruments, ANSI switchboard meters, panel indicators, sealed and ruggedised instruments, and complementary selector switches for line-to-line and line-to-neutral readings. Instruments are precision engineered and robust in design, ensuring accurate measurement and display in the most demanding of environments. All instruments are available in a range of styles, sizes and specifications to meet the exacting needs of your industry.



Contents

DIN Panel Meters

An extensive range of 48, 72, 96 and 144mm DIN style panel meters. Short-scale ammeters, voltmeters and frequency meters incorporate slide-in dials and terminal covers. Long-scale meters are also available. Meters for power or energy contain in-built transducers and can be customised to suit many different system configurations and ranges.

Instrument Selector Switches

Panel mounted selector switches offering a 7-position voltmeter switch and a 4-position ammeter switch for reading line-to-line or line-to-neutral voltage and phase current.

Saxon Series Panel Indicators

A range of 2½", 3½" and 4½" surface mount panel meters utilising taut band mechanisms and offering IP54 protection. The range offers iron vane and moving coil AC and DC ammeters and voltmeters, elapsed time and frequency meters. UL approvals.

016 Series Fiesta Panel Indicators

A robust range of short-scale 3½" surface mount panel meters offering IP55 protection and featuring wide view-contoured windows. The range offers iron vane and moving coil AC and DC ammeters and voltmeters, elapsed time and frequency meters. UL approvals.

Challenger Analogue Panel Meters

Challenger analogue panel meters feature a detachable lower fascia plate, which allows either surface or window mounting. Meters use a high torque pivot and jewel movement.

078/080/087 Series Sealed and Ruggedised Indicators

Designed to comply with industrial, marine and military specifications, these 240° and 90° scale meters are resistant to extreme shock, vibration, temperature, dirt and humidity. The range offers a wide range of bezel sizes fitted with toughened glass.

Page

2 - 21

Features

- Extensive range
- Accurate measurement and display of electrical and electronic parameters
- Wide range of case styles and specifications
- Maximum reliability in harsh environments

Benefits

- Low cost
- Local indication
- Ease of installation
- Minimal training
- Low maintenance
- Reasonable accuracy

Applications

- Switchgear
- Distribution systems
- Generator sets
- Control panels
- Energy management
- Building management
- Utility power monitoring
- Process control
- Motor control

Approvals

- UL, CSA, ABS, LRS, BV, ISSeP

22

23 - 24

25 - 27

28 - 32

33 - 37

Features

- A range of the most popular short-scale measuring instruments in 4 case sizes
- Shock resistant sprung pivot and jewel movement
- Terminal covers supplied as standard
- EMC hard frequency meter are fully EMC and LVD compliant
- 1/4" 'fast on' terminals available

Benefits

- Low cost
- Local indication
- Ease of installation
- Minimal training
- Low maintenance
- Customised options and features

Applications

- Switchgear
- Distribution systems
- Generator sets
- Control panels
- Energy management
- Building management
- Utility power monitoring
- Process control
- Motor control

Approvals

- Lloyds:
- 03/00055 - Moving coil meters
- 03/00056 - Moving iron meters
- 03/00057 - Frequency meters

DIN Panel Meters – Short scale

A range of 48, 72, 96 and 144mm DIN style panel meters measuring all electrical parameters and featuring moving coil or moving iron movements. All meters incorporate slide-in dials and terminal covers as standard. A range of customised options is available.

Movements

Moving Coil Meter

Centre cored, self shielding moving coil movement, using pivots, hairsprings and sprung jewels. Seven variations have been designed in movement ranges: all intermediate ranges are achieved by shunting the next lowest range. All DC voltmeters are 1000 ohms per volt, rectified product run at 900 ohms per volt, millivolt meters use the 5 milliamp movement.

Moving Iron Meter

Clapper type repulsion design using pivots, hairsprings and jewel movements. The bottom jewel is oil filled to provide damping while the top is sprung for resilience. All voltmeters are manufactured with external voltage dropper resistors to substantially reduce the self heating effects.

Frequency Meter

Meter uses a 100 microamp 4000 ohm movement driven by an EMC hard frequency conversion circuit.

Dials, Scales and Pointers

Standard dials are white matte with black printed scales and bar knife-edge pointers. Black dials with white or yellow scales and pointers are also available. Interchangeable slide-in dials are used on the E242, E243, E244 and E246 90° moving iron, moving coil and frequency meter models.

General options include red supplementary pointers, red indexes (quadrant scales), red, green or blue lines, bands or segments, finely spaced divisions, multi-scales, special scales and captions to customer's requirements.

Specifications

Type of Instrument	Moving iron for current and voltage	Moving coil for current and voltage	Moving coil with rectifiers for current and voltage	Moving coil with built-in transducer for frequency measurement	Maximum demand indicators	Combined MDI with moving iron movement
Format	48 x 48mm 72 x 72mm 96 x 96mm 144 x 144mm	48 x 48mm 72 x 72mm 96 x 96mm 144 x 144mm	48 x 48mm 72 x 72mm 96 x 96mm 144 x 144mm	72 x 72mm 96 x 96mm 144 x 144mm	72 x 72mm 96 x 96mm	96 x 96mm
Movement Type	Sprung pivot jewel with silicon oil damping	Sprung pivot jewel with eddy current damping	Sprung pivot jewel with eddy current damping	Sprung pivot jewel with eddy current damping	Sprung pivot jewel with silicon oil damping	Sprung pivot jewel with silicon oil damping
Burden	0.5VA-15A then 0.8VA voltmeters 4.5VA	See detailed specifications	See detailed specifications	See detailed specifications	2.5VA	3VA
Accuracy	1.5% to DIN43780	1.5% to DIN43780	2.5% to DIN43780	0.5% to DIN43780	3% on MDI	3% on MDI 1.5% ammeter
Input Type	AC current or voltage	DC current or voltage	AC current or voltage	AC voltage	AC current	AC current
Measuring Range	6-600V 100mA-100A	15mV-600V 25µA-100A	6-600V 100µA-100mA	57.7V @ 45Hz 500V @ 44Hz	1-6A 8, 15 or 20 minute delays	1-6A 8, 15 or 20 minute delays 0-5A/6A instantaneous
Dielectric Voltage Withstand Test	3kV ac	3kV ac	3kV ac	3kV ac	3kV ac	3kV ac

General Specifications

Performance	BSEN60051
Measuring ranges	DIN43701
Accuracy overload	BSEN60051
Dimensions	DIN43700
Scale marking generally to	DIN43802
Magnetic influence	BSEN60051
Safety	BSEN61010-1
Terminals	Clamp strap M4 for up to 25A. Clamp strap M8 for over 25A 1/4" spade terminals available for models E243 and E244
Humidity range	Up to 95% RH (non condensing)
Test voltage @50Hz	3kV RMS for 1 minute
Ammeter ranges	1.0/1.2/1.5/2.5/5/6 and decade multiples thereof
Overload AC current	x 1.2 continuous x 10 for 5 seconds
AC voltage and frequency	x 1.2 continuous x 2 for 5 seconds
Standard calibration	23°C. Calibration at other temperatures available on request
Operating temperature	-20°C to +60°C
Damping time	Less than 3 seconds
Enclosure code	IP52 as standard IP54 on request
Case and base	Grade UL94V0
Case	Dimensions and panel cut out conform to IEC473, DIN43700. Case made from glass filled polycarbonate self-extinguishing and non drip in accordance with UL94 V-0
Bezel	Slim-line DIN43802, black as standard
Bezel window	Standard sheet glass, with zero adjusters where appropriate. Non reflecting glass or polycarbonate shatterproof windows are available
Installation	Installations in switchboard panel or mosaic arrangement on equipment or machine with a panel thickness of up to 40mm in a horizontal or vertical plane
Fixing on panel	Swivel captive fasteners, which can be fixed at either corner
Mounting position	Normal vertical mounting or as indicated on the scale in accordance with DIN16257. A deviation of $\pm 15^\circ$ is permissible
Insulation group	Insulation resistance more than $5M\Omega @ 500 V$
Environmental	Measurement category III IEC 1010-1 Pollution degree 2 IEC 1010-1 Electrical rating 600V RMS (920V peak)
Approvals	EMC, LVD and Lloyds



DIN16257 symbol meaning for calibration position



Inclination of dial surface.

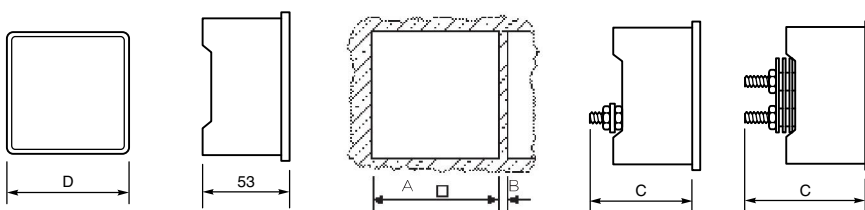
Required orientation must always be stated when ordering if other than vertical mounting is required.

Dimensions

Moving Coil Measuring Range		Moving Iron Measuring Range	
6-60A	C=67mm	0-30A	C=64mm
>60A	C=78mm	>30A	C=67mm

Max. panel thickness = 40mm

D	A	B
48 x 48	45 x 45	4
72 x 72	68 x 68	4
96 x 96	92 x 92	4
144 x 144	135 x 135	4



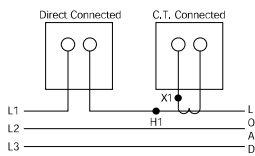
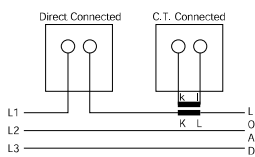
Moving Iron AC Ammeters and Voltmeters

Designed to measure ac current or voltage, these meters indicate true RMS values and are substantially independent of system waveform. Scales are calibrated down to 20%, and ammeters can have overload scales of x2, x3, x5 or x6 for motor start duty. Ammeters can be supplied for use with -/1A or -/5A current transformers, whilst voltmeters can be scaled for use with voltage transformers. Heavy damping is available as an option. Meters can be used to measure dc at reduced accuracy.

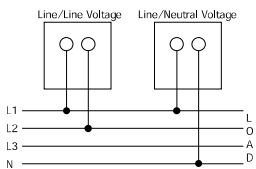


Connections

AC Ammeter



AC Voltmeter



Specifications

Accuracy:	Class 1.5
Frequency:	50 or 60Hz, (400Hz on request)
Burden at 50Hz:	Ammeters: 0.5VA voltmeters: Up to 4.5VA maximum
Ratings:	Ammeters: 0.5-100A ac direct connected (40A for E242-75A and E246-02A) Maximum system voltage 600V ac Low load/high middle, maximum 10A
Voltmeters:	6-600V

Product Codes

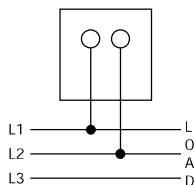
Bezel size mm	48	72	96	144
Scale length mm	42	65	94	145
AC ammeter	E242-75A	E243-02A	E244-02A	E246-02A
x2 overload ammeter	E242-752A	E243-022A	E244-022A	E246-022A
x3 overload ammeter	E242-753A	E243-023A	E244-023A	E246-023A
x5 overload ammeter	E242-755A	E243-025A	E244-025A	E246-025A
x6 overload ammeter	E242-756A	E243-026A	E244-026A	E246-026A
AC voltmeter	E242-75V	E243-02V	E244-02V	E246-02V

Frequency Meters

Frequency meters use an integral electronic converter and a moving coil indicator. These easy to read meters are Class 0.5 accurate.



Connections



Specifications

Ratings:	100-125V ac 200-250V ac 380-440V ac* 500V ac* *Use E242-89A and 253-THZ in place of E242-41S for voltages over 380V Models available for use with VTs
Frequency:	0.5%: 45/55Hz, 55/65Hz, 45/65Hz, 360/440Hz
Burden:	4VA maximum

Product Codes

Bezel size mm	48	72	96
Scale length mm	42	65	94
Product codes	E242-41S	E243-41S	E244-41S